



RAZER HAMMERHEAD USB-C

MASTER GUIDE

We're all about big, epic sound. The kind that gives you incredible satisfaction from every pop and explosion when you're pummeling enemies or listening to bass-heavy dubstep. The **Razer Hammerhead USB-C** delivers that exact audio immersion anywhere you are. Just plug in for sweet audio serendipity.

CONTENTS

1. PACKAGE CONTENTS / SYSTEM REQUIREMENTS	3
2. REGISTRATION / TECHNICAL SUPPORT.....	4
3. TECHNICAL SPECIFICATIONS.....	5
4. DEVICE LAYOUT.....	6
5. USING YOUR RAZER HAMMERHEAD USB-C	7
6. SAFETY AND MAINTENANCE	9
7. LEGALESE.....	10

1. PACKAGE CONTENTS / SYSTEM REQUIREMENTS

PACKAGE CONTENTS

- Razer Hammerhead USB-C
- 4 interchangeable ear-tips in varying sizes
- Custom carrying case
- Important Product Information Guide

SYSTEM REQUIREMENTS

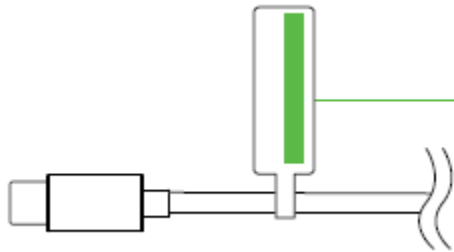
- Android devices with USB Type-C™ connectivity

2. REGISTRATION / TECHNICAL SUPPORT

REGISTRATION

Register your product online at razerid.razer.com/warranty to get real-time information on your product's warranty status.

If you haven't registered for a Razer ID yet, register now at razerid.razer.com to get a wide range of Razer benefits.



*Your product's serial number
can be found here.*

TECHNICAL SUPPORT

- 1 year limited manufacturer's warranty.
- Free online technical support at support.razerzone.com.

3. TECHNICAL SPECIFICATIONS

EARPHONES

- Frequency response: 20 Hz – 20kHz
- Impedance: $32 \pm 15\% \Omega$
- Sensitivity: 102 ± 3 dB @ 1 kHz
- Max input power: 10 mW
- Drivers: 10 mm with Neodymium magnets
- Cable length: 1.3 m / 4.27 ft.
- Approximate weight: 0.06 lbs (28.0 g)

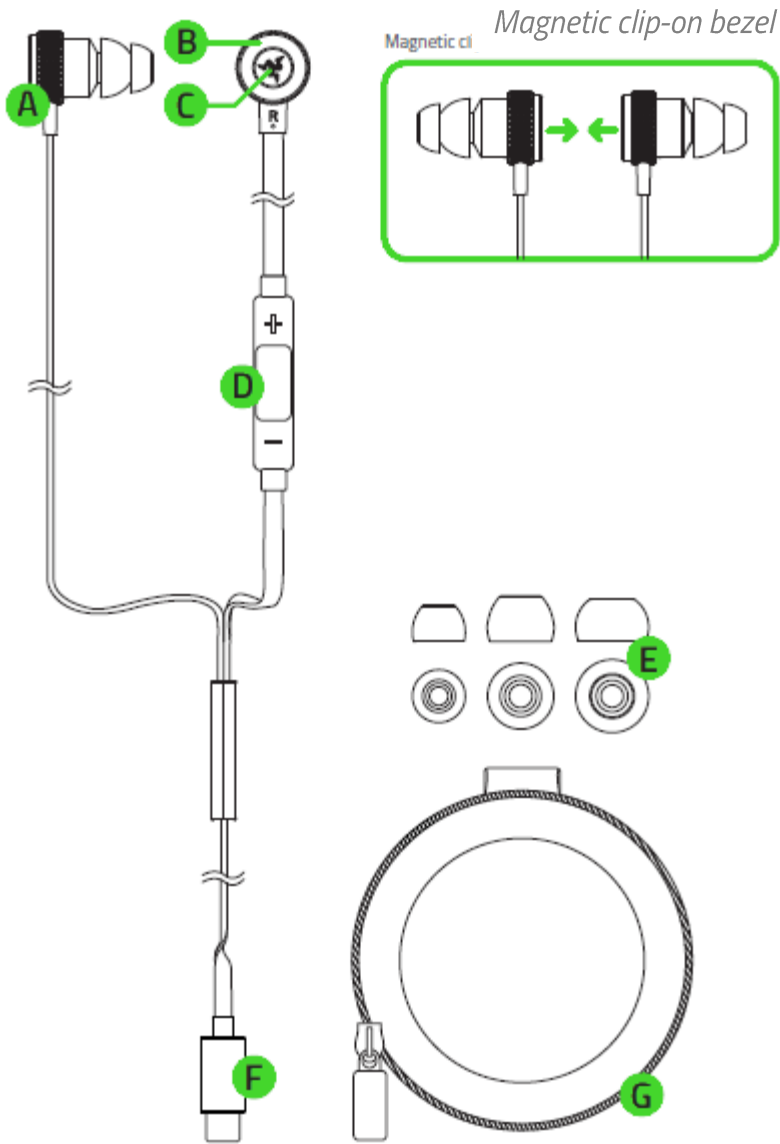
MICROPHONE

- Frequency response: 100 Hz – 10,000 Hz
- Signal-to-noise ratio: ≥ 58 dB
- Sensitivity (@1 kHz): 42 ± 3 dB
- Pick-up pattern: Omnidirectional

IN-LINE REMOTE

- Volume controls: Volume Up/Down
- Center controls: Accept/End Call, Change Tracks, Fast Forward/Rewind

4. DEVICE LAYOUT



- A. Earpiece with removable bi-flange ear-tips
- B. Magnetic clip-on bezel
- C. Backlit Razer logo
- D. In-line microphone and volume control
- E. 3 interchangeable ear-tips in varying sizes
- F. USB Type-C connector
- G. Custom carrying case

5. USING YOUR RAZER HAMMERHEAD USB-C

ACHIEVING A PROPER SEAL

To enjoy the full-bodied bass of the Razer Hammerhead USB-C as it is intended, please ensure that the ear-tips are properly fitted into your ears and that a proper seal is achieved to block out ambient noise.

REMOVING YOUR RAZER HAMMERHEAD USB-C

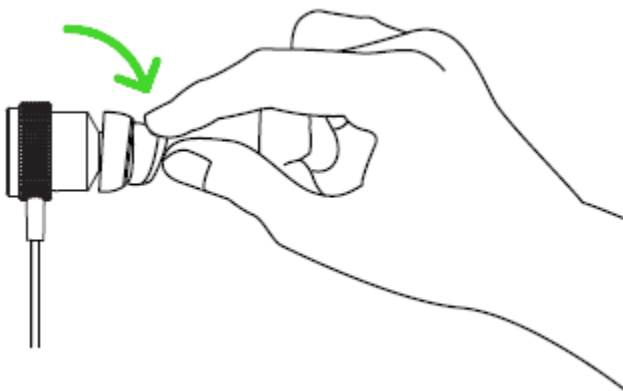
CAUTION: Do not yank out the earpiece from your ears as the sudden release of air pressure might cause potential discomfort.

EAR-TIP SIZES

Due to the different ear canal sizes of individuals, the default ear-tips may not achieve a proper seal. If that is the case, interchanging the ear-tips to a larger/smaller size can improve comfort and sound quality.

REMOVING THE EAR-TIPS

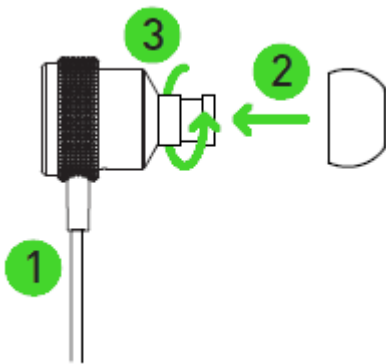
1. Firmly hold the earpiece.
2. Grip the opening of the ear-tip firmly with the other hand.
3. Pull the ear-tip downwards gently until it is released from the tip of the earpiece.



REPLACING THE EAR-TIPS

1. Firmly hold the earpiece.
2. Push the mouth of the ear-tip onto the tip of the earpiece.

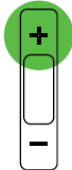
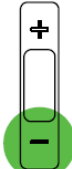

3. As you apply pressure, use a gentle twisting motion until the ear-tip is secured and in place.



USING THE MEDIA BUTTONS

The following in-line remote functions are available when connected to your mobile device.

Note: Some feature listed here may not be applicable to certain Android devices.

	VOLUME UP BUTTON	
	Single press	Increase audio volume
	VOLUME DOWN BUTTON	
	Single press	Decrease audio volume
	CENTER BUTTON	
	Single press	Play/Pause the current track
		Accept incoming call or end current call
	Double press	Next track
	Press and hold	Decline an incoming call
	Launch voice command	

6. SAFETY AND MAINTENANCE

SAFETY GUIDELINES

In order to achieve maximum safety while using your Razer Hammerhead USB-C, we suggest that you adopt the following guidelines:

Should you have trouble operating the device properly and troubleshooting does not work, unplug the device and contact the Razer hotline or go to support.razer.com for assistance. Do not attempt to service or fix the device yourself at any time.

Do not take apart the device (doing so will void your warranty) and do not attempt to service it yourself or operate it under abnormal current loads.

Keep your device away from liquid, humidity or moisture. Operate your device only within the specified temperature range of 0°C (32°F) to 40°C (104°F). Should you operate it in a temperature that is beyond this range, unplug and switch off the device in order to let the temperature stabilize within the optimal temperature range.

The device isolates external ambient sounds even at low volumes, resulting in lowered awareness of your external surroundings. Please remove the device when engaging in any activities that requires active awareness of your surroundings.

Listening to excessively loud volumes over extended periods of time can damage your hearing. Furthermore, legislation of certain countries permits a maximum sound level of 86db to affect your hearing for 8 hours a day. We therefore recommend that you reduce the volume to a comfortable level when listening for prolonged periods of time. Please, take good care of your hearing.

MAINTENANCE AND USE

The Razer Hammerhead USB-C requires minimum maintenance to keep it in optimum condition. Once a month we recommend you unplug the device and clean it using a soft cloth or cotton swab to prevent dirt buildup. Do not use soap or harsh cleaning agents.

7. LEGALESE

COPYRIGHT AND INTELLECTUAL PROPERTY INFORMATION

©2017 Razer Inc. All rights reserved. Razer, the triple-headed snake logo, Razer logo, "For Gamers. By Gamers.", and "Powered by Razer Chroma" logo are trademarks or registered trademarks of Razer Inc. and/or affiliated companies in the United States or other countries. All other trademarks are the property of their respective owners. Actual product may differ from pictures.

Android™ and Google Play™ are trademarks of Google Inc.

USB-C™ is a trademark of USB Implementers Forum.

Razer Inc. ("Razer") may have copyright, trademarks, trade secrets, patents, patent applications, or other intellectual property rights (whether registered or unregistered) concerning the product in this guide. Furnishing of this guide does not give you a license to any such copyright, trademark, patent or other intellectual property right. The Razer Hammerhead USB-C (the "Product") may differ from pictures whether on packaging or otherwise. Razer assumes no responsibility for such differences or for any errors that may appear. Information contained herein is subject to change without notice.

LIMITED PRODUCT WARRANTY

For the latest and current terms of the Limited Product Warranty, please visit: [razer.com/warranty](https://www.razer.com/warranty).

LIMITATION OF LIABILITY

Razer shall in no event be liable for any lost profits, loss of information or data, special, incidental, indirect, punitive or consequential or incidental damages, arising in any way out of distribution of, sale of, resale of, use of, or inability to use the Product. In no event shall Razer's liability exceed the retail purchase price of the Product.

GENERAL

These terms shall be governed by and construed under the laws of the jurisdiction in which the Product was purchased. If any term herein is held to be invalid or unenforceable, then such term (in so far as it is invalid or unenforceable) shall be given no effect and deemed to be excluded without invalidating any of the remaining terms. Razer reserves the right to amend any term at any time without notice.